



Tolworth Girls' School Curriculum Map

Y9 Textiles



	Autumn 1	Autumn 2	Spring 1	Spring 2	Summer 1	Summer 2
	Natural Forms (Unit 1)	Natural Forms (Unit 1)	Natural Forms (Unit 1)	Natural Forms (Unit 1)	Natural Forms (Unit 1)	Natural Forms (Unit 1)
	<p>Knowledge</p> <p>Students will learn how textiles is used in the world of fashion and textile art.</p> <p>Students will learn about upcycling fashion garments.</p>	<p>Knowledge</p> <p>Students will learn about how to record the qualities of natural forms using textiles.</p> <p>Students will analyse the work of a variety of textile artists and fashion designers.</p>	<p>Knowledge</p> <p>Students will understand how to present their own work effectively in a sketchbook.</p> <p>Students will learn about the AQA Assessment Objectives.</p>	<p>Knowledge</p> <p>Students will analyse the work of Sheila Hicks and Jean Draper and other textile and fiber artists</p>	<p>Knowledge</p> <p>Students will analyse the work of textile artists and fashion designers.</p>	<p>Knowledge</p> <p>Students will learn to develop their own ideas using the knowledge gained by studying other artists and designers.</p>
	<p>Skills</p> <p>Students will develop their hand embroidery skills in a detailed sampler design.</p> <p>Students will apply their hand embroidery skills to upcycle a garment.</p>	<p>Skills</p> <p>Students will explore a broad range of skills including hand and machine embroidery, wax entrapment, pleating and fabric manipulation including trappunto, Suffolk puffs and pebble forms.</p>	<p>Skills</p> <p>Students will continue to learn a broad range of skills including how to work with soluble fabric, create a digital and lino printed repeat pattern and how to weave.</p>	<p>Skills</p> <p>Students will develop their hand and machine embroidery, fabric manipulation techniques, weaving and applique skills.</p> <p>Students will develop their mixed media skills using wax resist and collage.</p>	<p>Skills</p> <p>Students will learn how to incorporate printmaking into their textile work.</p> <p>They will explore monoprinting, machine embroidery, or drypoint board printing.</p>	<p>Skills</p> <p>Students will create a series of initial designs combining techniques and artists influences.</p>
Assessment Opportunities			ASSESSMENT FORTNIGHT 2- Sketchbook marked against AQA AO's.			ASSESSMENT FORTNIGHT 2- Sketchbook marked against AQA AO's.

Y9

GCSE: AQA



6 Hours Per Fortnight

Brief Overview:



Students learn the processes required in order to create a practical final realisation.

All stages of development are recorded in a sketchbook.

Wider Learning



PSHE: Respecting each others work and opinions during group discussion.

CEIAG: Artist/Designer

Enrichment: Art clinic to reinforce skills.

Cross Curricular: IT Word Doc and formatting taught when creating artist research pages.

Literacy & Numeracy: Research skills, analysing art works, describing, note making, reading, key vocabulary. Proportion, shapes, scaling up, colour mixing.

DIVERSITY

ARTISTS:

Vast selection of female textile artists from around the world

CULTURES: Incorporating own culture & identity into work & sharing with peers



Tolworth Girls' School Curriculum Map

Y10 Textiles



Y10

**GCSE:
AQA**



6 Hours Per
Fortnight

Brief Overview:



Students learn the processes required in order to create a practical final realisation.

All stages of development are recorded in a sketchbook.

Assessment Opportunities

Wider Learning



Autumn 1	Autumn 2	Spring 1	Spring 2	Summer 1	Summer 2
Natural Forms (Unit 1)	Natural Forms (Unit 1)	Identity- My World (Unit 2)	Identity – My World (Unit 2)	Identity – My World (Unit 2)	Identity – My World (Unit 2)
<p>Knowledge</p> <p>Students will reflect on their understanding of the textile artists /designers work and techniques and how they can communicate an idea of their own.</p>	<p>Knowledge</p> <p>Students will further develop their ideas</p> <p>Students will understand and explore a range of textiles skills and techniques</p>	<p>Knowledge</p> <p>Students investigate and research the theme of My World</p> <p>Students will analyse the work of Paddy Hartley, Bisa Butler, Alexander McQueen and other textile artists and designers.</p>	<p>Knowledge</p> <p>Students will reflect on how a broad range of artists/designers communicate themes relating to My World.</p> <p>Students will understand that different approaches have value</p>	<p>Knowledge</p> <p>Students will reflect on how a broad range of artists/designers communicate themes relating to My World.</p> <p>Students will understand that different approaches have value</p>	<p>Knowledge</p> <p>Students will reflect on how a broad range of artists/designers who communicate themes relating to My World.</p> <p>Students will understand that different approaches have value</p>
<p>Skills</p> <p>Students will review & refine their own design ideas using applique, screen printing, machine and hand embroidery.</p>	<p>Skills</p> <p>Students will refine and finalise their design ideas using a range of media</p> <p>Students will create a textile final realisation in the form of a garment, canvas or hoop.</p>	<p>Skills</p> <p>Students will explore a range of techniques including machine and hand embroidery and mixed media including cyanotypes and printing.</p>	<p>Skills</p> <p>Students will explore a range of techniques including machine and hand embroidery and applique.</p>	<p>Skills</p> <p>Students will explore a range of media & techniques in order to respond to the work of a range of artists, that in turn will inform their own ideas.</p>	<p>Skills</p> <p>Students will make a toile so as to understand how to make a corset for their final piece.</p>
		ASSESSMENT FORTNIGHT 1- Sketchbooks marked against AQA AO's.		ASSESSMENT FORTNIGHT 2 (MOCKS)Sketchbooks & FINAL PIECE marked against AQA AO's	

PSHE: Respecting each others work and opinions during group discussion. Creating issue based outcomes

CEIAG: Artist/Designer

Enrichment: Art clinic to reinforce skills.

Cross Curricular: IT Word Doc and formatting taught when creating artist research pages, Photographic editing.

Literacy & Numeracy: Research skills, analysing art works, describing, note making, reading, key vocabulary, Proportion, shapes, scaling up, colour mixing.

DIVERSITY

ARTISTS:

Vast selection of female designers & artists from around the world

CULTURES: Incorporating own culture & identity into work & sharing with peers



Tolworth Girls' School Curriculum Map

Y11 Textiles



Y11

**GCSE:
AQA**



5 Hours Per
Fortnight

Brief Overview:



Students explore a range of techniques in their sketchbook on the theme 'Identity' (UNIT 2) & create a final realisation.

Students also complete the exam unit set by AQA.

Assessment Opportunities

Wider Learning



Autumn 1	Autumn 2	Spring 1	Spring 2	Summer 1	Summer 2
Identity (Unit 2)	Identity (Unit 2)	External Exam (Unit 3)	External Exam (Unit 3)	GCSE Textiles Finished	GCSE Textiles Finished
<p>Knowledge</p> <p>Students learn and analyse the work of a textile artists who reflect the theme of identity or portraiture in their work.</p> <p>Students gain a broader understanding of how textile artists interpret the world around them.</p>	<p>Knowledge</p> <p>Students reflect on their own identity and how they can communicate this both visually and in written form.</p>	<p>Knowledge</p> <p>Students learn how to research a given theme.</p> <p>Students learn about a range of textile artist, cultures and designers.</p>	<p>Knowledge</p> <p>Students learn how to communicate their own ideas visually.</p> <p>Students reflect on their understanding of textile artists intentions to create their own designs.</p>		
<p>Skills</p> <p>Students explore and create a series of designs using a range of media including applique, screen printing, machine and hand embroidery.</p>	<p>Skills</p> <p>Students develop and refine their own design ideas.</p> <p>Students create their own practical realisation in a 10 hour mock exam situation.</p>	<p>Skills</p> <p>Students reflect on all the skills learnt so far and create a series of experiments and designs. (machine and hand embroidery, applique and screen printing)</p>	<p>Skills</p> <p>Students create their own practical realisation in a 10 hour exam.</p>		
ASSESSMENT FORTNIGHT 1- Unit 1 & 2 Sketchbooks & Unit 1 final piece marked against AQA AO's.	ASSESSMENT FORTNIGHT 2- MOCKS Sketchbooks & Unit 1 & 2 final pieces marked against AQA AO's.		ASSESSMENT FORTNIGHT- All coursework and externally set exam unit marked against AQA's AO's		

PSHE: Respecting each others work and opinions during group discussion/
Political and Social Issues explored/ Indferences

CEIAG:

Enrichment: Art club to reinforce skills.

Cross Curricular: IT Word Doc and formatting taught when creating artist research pages. Photographic editing

Literacy & Numeracy: Dividing paper, shapes, scaling up. Research skills, note making, writing skills, colour mixing, written explanations of creative ideas

DIVERSITY

ARTISTS: Selection of female textile artists and designers from around the world.

CULTURES: Incorporating own culture & identity into work & sharing with peers



Tolworth Girls' School Curriculum Map

Y12 Textiles



Y12

A LEVEL

Textiles

9 Hours Per Fortnight

Brief Overview:



Students learn a broad range of techniques in response to artists/designers and sources. Students will develop ideas to create a practical final realisation. All stages of development are recorded in a sketchbook.



	Autumn 1	Autumn 2	Spring 1	Spring 2	Summer 1	Summer 2
	Foundation Course-Project 1	Foundation Course-Project 1	Personal Investigation (Component 1)	Personal Investigation (Component 1)	Personal Investigation (Component 1)	Personal Investigation (Component 1)
	<p>Knowledge Students will develop their knowledge of artists/designers techniques and styles relating to a given theme.</p> <p>Students will contextualise and analyse artists/designers outcomes, gaining a clear understanding of their intentions</p>	<p>Knowledge Students will analyse and evaluate their own experiments in relation to the artist/designers studied.</p> <p>Students will make decisions and determine how they will develop their own ideas further</p>	<p>Knowledge Students will reflect on their learning & determine their area of focus for the Personal Investigation.</p> <p>Students will gather primary and secondary research to inform their chosen Personal Investigation.</p>	<p>Knowledge Students will contextualise and analyse artists/designers outcomes, gaining a clear understanding of their intentions, making clear links to their chosen area of study</p>	<p>Knowledge Students will analyse and evaluate their own art based outcomes in relation to their chosen theme. Students will make decisions and determine how they will develop their ideas further</p>	<p>Knowledge Students will continue to reflect on the work of their chosen artists and the plans they have created, consolidating this stage of their Personal Investigation with their 1st final outcome</p>
	<p>Skills Students will explore, develop and experiment with a broad range of fabric manipulation techniques and hand and machine embroidery.</p>	<p>Skills Students will continue to explore, develop and experiment with a broad range of techniques working towards completing a final realisation.</p>	<p>Skills Students will explore, develop and respond to their selected artists with a broad range media in their journal.</p>	<p>Skills Students will continue to explore, develop and experiment with a broad range of textile based techniques, creating designs that reflect their area of focus</p>	<p>Skills Students will continue to explore, develop, reflect and experiment with a broad range of art based techniques to create refined plans and designs that reflect their area of focus</p>	<p>Skills Students will continue to realise their practical design ideas in a large scale or series of final outcomes appropriate to their intentions.</p>
Assessment Opportunities	<i>ASSESSMENT FORTNIGHT 1- Sketchbook marked against Pearson AO's</i>		<i>ASSESSMENT FORTNIGHT 2- Sketchbook marked against Pearson AO's</i>			<i>ASSESSMENT FORTNIGHT 2- Sketchbook and final piece 1 (mock exam) marked against Pearson AO's</i>

Wider Learning & Cultural Capital



PSHE: Respecting each others work and opinions during group discussion, Awareness of a range of artists/designers and their intentions – political/social etc. Creating issue based outcomes. Meet contemporary artists at London Art Fair.

CEIAG: Textile Artist/Fashion Designer
Enrichment: Art clinic to reinforce skills, independent visits to gallery and museums encouraged.

Cross Curricular: IT Powerpoint presentations/films & formatting taught when creating artist research pages, Photographic editing.

Literacy & Numeracy: Research skills, analysing art & textile works, describing, note making, reading, key vocabulary, presenting ideas, presentations to class.

DIVERSITY ARTISTS:
Diverse range of textile artists/designers that reflect historic and contemporary society.



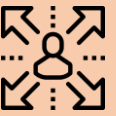
CULTURES: Incorporating own culture & identity into work & sharing with peers



Tolworth Girls' School Curriculum Map

Y13 Textiles



Y13 A LEVEL Textiles 9 Hours Per Fortnight Brief Overview:	Autumn 1	Autumn 2	Spring 1	Spring 2	Summer 1	Summer 2
	 <i>Students explore a broad range of techniques in response to artists/designers and their personal investigation theme. Students will develop these ideas to create a practical final realisation. Students will write a personal study related to their practical work critically analysing the work of related artists/designers..</i>	Personal Investigation (Component 1) Knowledge Students will develop their knowledge of artists/designers through comprehensive research and visual analysis. Students will contextualise and analyse artists/designers outcomes, gaining a clear understanding of their intentions	Knowledge Students will make decisions and determine how they will develop their own ideas further after reflecting on their 1 st final realisation. Students will reflect on the knowledge gained from their personal study and bring in new methods and ideas.	Knowledge Students will reflect on their final design and continue to think about their intentions. Students will reflect on their understanding presented in their personal study	Knowledge Students will receive their external exam paper on 1 st Feb. Students will contextualise and analyse artists/designers outcomes, gaining a clear understanding of their intentions, making clear links to their chosen area of study	Knowledge Students will analyse and evaluate their own art based outcomes in relation to their chosen theme. Students will make decisions and determine how they will develop their ideas further
	Skills Students will write their 1-3,000 word personal study reflecting critical thinking and insightful understanding of their theme.	Skills Students will explore, develop and experiment with a broad range of techniques appropriate to their intentions. Students will start to create their 2 nd final realisation.	Skills Students will continue to create their 2 nd final realisation. Students will reflect and refine their personal investigation sketchbook reviewing their personalised targets.	Skills Students will continue to explore, develop and experiment with a broad range of art based techniques, creating designs that reflect their area of focus	Skills Students will continue to explore, develop, reflect and experiment with a broad range of art based techniques to create refined plans and designs that reflect their area of focus	Skills Students have to mount their own work in the summer exhibition in June for moderation and the external moderators visit.
Assessment Opportunities	ASSESSMENT FORTNIGHT 1- Sketchbook and final piece 1 & essay marked against Pearson AO's	ASSESSMENT FORTNIGHT MOCK- Sketchbook and final piece 1 & 2 & essay(mock exam) marked against Pearson AO's		ASSESSMENT FORTNIGHT 2- Sketchbook and final piece 1 & 2 & essay (mock exam) marked against Pearson AO's		FINAL ASSESSMENT OF NEA AND EXTERNALLY SET ASSIGNMENT + MODERATOR ASSESSMENT
Wider Learning & Cultural Capital 	PSHE: Respecting each others work and opinions during group discussion, Awareness of a range of artists/designers and their intentions – political/social etc. Creating issue based outcomes. Meet contemporary artists at London Art Fair. CEIAG: Textile Artist / Fashion Designer Enrichment: Art clinic to reinforce skills. Cross Curricular: IT Powerpoint presentations/films & formatting taught when creating artist research pages, Photographic editing. Literacy & Numeracy & Oracy: Research skills, analysing art works, describing, note making, reading, key vocabulary, presenting ideas, presentations to class.				DIVERSITY ARTISTS: Diverse range of textile artists/designers that reflect historic and contemporary society. CULTURES: Incorporating own culture & identity into work & sharing with peers	